

Foliar application of CropBioLife (CBL) on chili crop

Initial Plot




Application First



GPS Map Camera

Pune, Maharashtra, India
53J5+Q2R, Pune, Maharashtra 412412, India
Lat 19.181635°
Long 74.058335°
28/02/23 05:16 PM GMT +05:30





Plot Visit With DeHaat Team :
Prasad Mestry Sir, Manager of Marketing and Branding
Ajit Sir, Business Development Manager




Second application



GPS Map Camera

Pune, Maharashtra, India
Unnamed Road, Maharashtra 412412, India
Lat 19.182447°
Long 74.054352°
14/03/23 04:00 PM GMT +05:30



DAY 7 (After Spraying CBL)



CONTROL



CBL



**Treated with CBL +
Boost Master**



**Treated with
Boost Master**

Tagging on Chili



DAY 15 (After Spraying CBL)



CONTROL



CBL

Plot Visited

Mr. Sandeep Jayaswal MD Aussan Laboratories India Pvt Ltd.

Dr. Mahesh Ghule Head R&D Aussan Laboratories India Pvt Ltd.

Dr. Pramod Murali, National Extension Head, DeHaat

Mr. Umesh Chavan, Maharashtra Extension Head, DeHaat

Ms. Supriya Gare, Agronomist Laboratories India Pvt Ltd.

Murlidhar Wagh, Farmer



DAY 34 (After Spraying CBL)



CONTROL

CBL

DAY 34 (After spraying)



CONTROL



CBL

Harvesting



length of chili




Farmer Practice
(Control)

Diameter of chili



Weight of chili



CBL treated Plot




Chili fruit nutrient analysis report

	MAHARASHTRA RAJYA DRAKSHA BAGAITDAR SANGH, PUNE Research & Training Center Manjri Farm Laboratory Pune – 412 307 E-mail: mrdbslab@yahoo.in		
	Issued to: Aussan Laboratories India Pvt. Ltd.	Date : 19.04.2023	
A/P: Flat No. 302, 4 th floor building, Achal Leela Darshan, 114/2 Baner Road, Pune- 411 045	Lab. No. 11-12 Sample received in Lab: 14.04.2023		
	Receipt No Manj/S/23 XXXXXXXXXX		
Identification : Chili- Fruit Sample			

Fruit Analysis Report

Parameter (Methods)	Unit	Lab No. 11 Fruit Sample- 1	Lab No. 12 Fruit Sample- 2
Primary Nutrient		Farmer Practice	CBL treated
Nitrogen (Kjeldahl Distillation) (नत्र)	%	3.24	4.36
Phosphorus (Ammonium metavanadate) (फॉस्फोरस)	%	0.36	0.37
Potassium (Flame Photometer) (पोटॅशियम)	%	2.35	2.29
Secondary Nutrient			
Calcium (AAS) (कॅल्शियम)	%	0.38	0.39
Magnesium (AAS) (मॅग्नेशियम)	%	0.20	0.19
Sulphur (Turbidometer) (सल्फर)	%	0.19	0.19
Micro Nutrient			
Iron (AAS) (लोह)	ppm	296	352
Manganese (AAS) (मँगल)	ppm	25	19
Zinc (AAS) (जस्त)	ppm	33	30
Copper (AAS) (तांबे)	ppm	10	13
Boron (बोरॉन)	ppm	81.98	91.48
Other Parameters			
Sodium (Flame Photometer) (सोडियम)	%	0.31	0.31
Chloride (Mohr's method) (क्लोराईड)	%	0.066	0.066

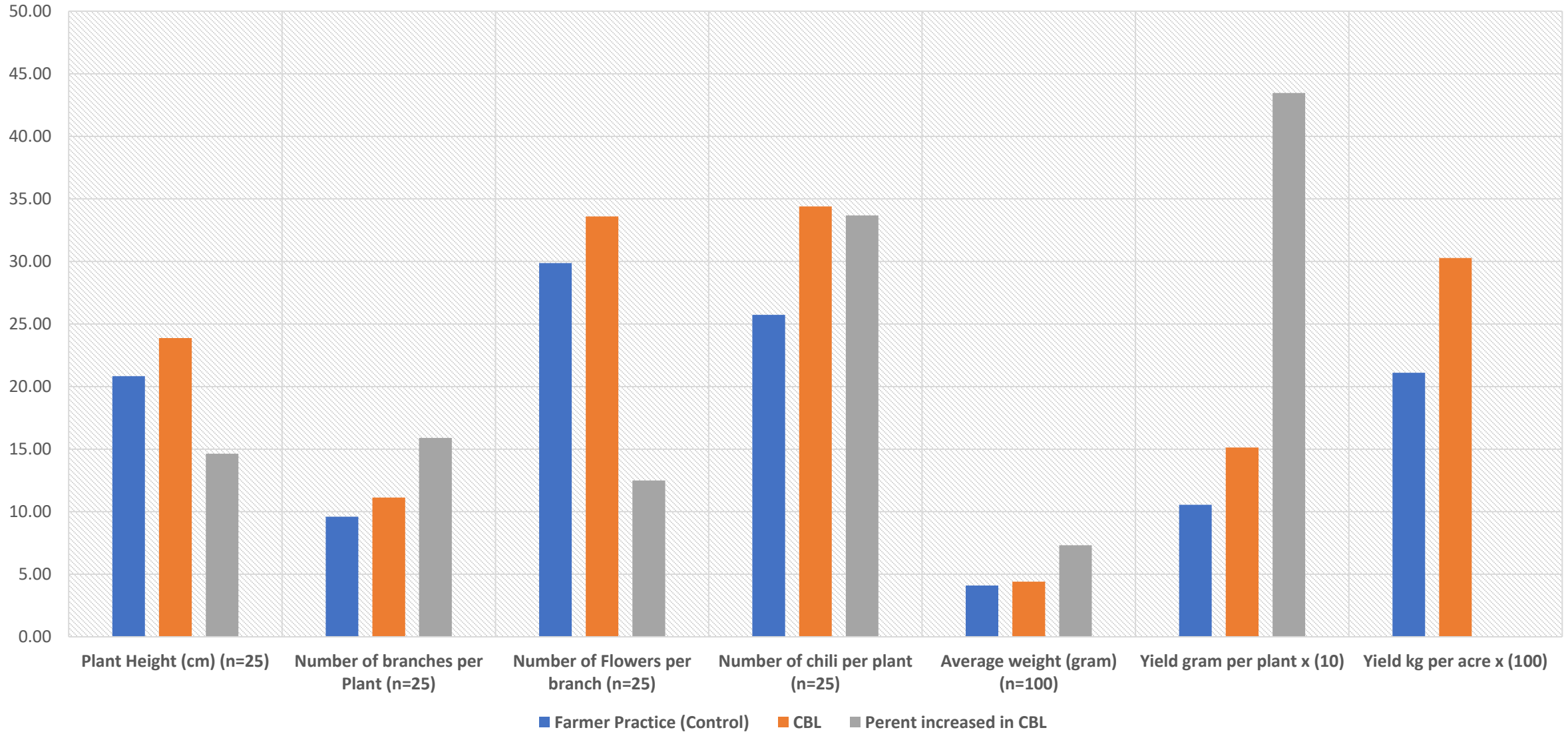

 Shejal V. P.
 Analyzed By



 Yadav S. A. Laboratory Incharge
 Analyzed By

Parameter	Farmer Practice (Control)	CBL treated Plot	Percent increased in CBL
Plant Height (cm) (n=25)	20.83	23.88	14.64
Number of branches per Plant (n=25)	9.60	11.13	15.90
Number of flowers per branch (n=25)	29.87	33.60	12.49
Number of chili per plant (n=25)	25.73	34.40	33.68
Average weight (gram) (n=100)	4.10	4.40	7.32
Yield in gram per plant x (10)	10.55	15.14	43.46
Yield in kg per acre x (100)	21.10	30.27	

Effect of foliar application of CBL on chili crop

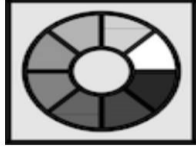


Soil Sampling

Sample Number	Farmers Name	Location	Crop	Treatment	Code	Sample Weight	Sample collected
1	Anil Wagh	Pune, Pimpalwandi	Chilli	Farmers Practice (T1)	Plot 1 sample 2	500-600 gm	6 to 15 inch depth from ground surface
2	Anil Wagh	Pune, Pimpalwandi	Chilli	CBL (T2)	Plot 1 sample 1	500-600 gm	6 to 15 inch depth from ground surface




Farmer Practice Plot (Control)



Soil Results 234 ug C / g
F:B = 0.2 : 1
F 17 %
B 83 % Map


MBC

Low High



F:B

Low High



Sample Name Plot 1 sample 1 ✎

Soil Properties : ▼

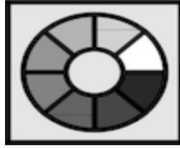
Site Properties : ▼

Irrigation : ▼

Street Address : ▼

Notes ✎


CBL treated



Soil Results 267 ug C / g
F:B = 0.3 : 1
F 25 %
B 75 % Map


MBC

Low High



F:B

Low High



Sample Name Plot 1 sample 2 ✎

Soil Properties : ▼

Site Properties : ▼

Irrigation : ▼



Street Address : ▼

Notes ✎

Soil analysis through mobile instrument

Farmer Plot (Control)

CBL Plot






Soil Test Report

Farmer ID : 9699481442 **Test ID:** Dehaat-26249 **Test No. :** 1
Farmer Name: Sidharth Wagh **Village:** Pimpalvandi **Plot Name:** Plot -2
Crop Name: Chilli **Device ID:** Inve-D11 **Date & Time:** 2023-03-23 18:51:01

Parameters and Nutrients level of soil

TEST NAME	VALUE	RANGE
Nitrogen	308.18	MED
Phosphorous	12.398	MED
Potassium	102.70	LOW
Ec	0.64	NORMAL
PH	7.15	Normal
OC	0.48	MED

Soil Test Report

Farmer ID : 9699481442 **Test ID:** Dehaat-09528 **Test No. :** 2
Farmer Name: Sidharth Wagh **Village:** Pimpalvandi **Plot Name:** Plot 3
Crop Name: Chilli **Device ID:** Inve-D11 **Date & Time:** 2023-03-23 19:05:33

Parameters and Nutrients level of soil

TEST NAME	VALUE	RANGE
Nitrogen	404.33	MED
Phosphorous	18.435	MED
Potassium	243.31	MED
Ec	0.82	NORMAL
PH	6.76	Normal
OC	0.63	MED

Laboratory soil analysis done at DeHaat laboratory			
Farmer Practice		CBL treated Plot	
pH Value	6.16	pH Value	6.09
EC (m S)	0.08	EC (m S)	0.09
OC (Kg/Ha)	0.28	OC (Kg/Ha)	0.76
Organic Matter	0.48	Organic Matter	1.31
N (Kg/Ha)	125.1	N (Kg/Ha)	170.0
P (Kg/Ha)	16.16	P (Kg/Ha)	36.7
K (Kg/Ha)	104	K (Kg/Ha)	294
S (Kg/Ha)	3.04	S (Kg/Ha)	3.45
Cu (ppm)	0.82	Cu (ppm)	0.16
Fe (ppm)	4.6	Fe (ppm)	2.16
Zn (ppm)	1.19	Zn (ppm)	0.32
B (ppm)	0.99	B (ppm)	0.12
Mo (ppm)	ND	Mo (ppm)	ND
Mg (ppm)	ND	Mg (ppm)	ND

Soil sample analysis at MRDBS Soil analysis laboratory

MAHARASHTRA RAJYA DRAKSHA BAGAITDAR SANGH, PUNE Research & Training Center Manjri Farm Laboratory Pune - 412 307 E-mail: mrdbslab@yahoo.in					
Issued to:	Aussan Laboratories India Pvt. Ltd.	Date :	18.04.2023		
A/P:	Flat No. 302, 4th floor, Building-Achal Leela Darshan, 114/2 Baner Road, Pune-411 045	Lab. No.	91	Mob. No. 8796016868	
		Sample received in Lab			14.04.2023
		Receipt No			Manj/S/23
Identification :	Plot No. 1 Sample-2	Date	15.04.2023	[REDACTED]	
Farmer Practice SOIL ANALYSIS REPORT					
Parameter (Methods)	Unit	Optimum level	Analysis Value	Remark	
pH (1:2.5 water) (सामु)	--	6.51 - 7.50	7.60	Alkaline	
E.C. (1:2.5 water) (विद्युत वाहकता)	dSm ⁻¹	< 1.00	0.18	Safe	
CaCO ₃ (Titration) (पुला)	%	1.01 - 3.00	7.92	High	
Organic carbon (Walkley & Black) (सैदीय कर्ब)	%	0.41 - 0.60	1.60	High	
Primary Nutrient					
Av. N (Alkaline KMnO ₄ method) (उपलब्ध गन्ना)	Kg / ha	281 - 420	289	Optimum	
NO ₃ - N (नायट्रेट - गन्ना)	ppm	10 - 20	19.12	Optimum	
Av. P (Olsens Method) (उपलब्ध स्फुरक)	Kg / ha	30.00 - 50.00	96.10	High	
Av. K (NH ₄ - Ac) (उपलब्ध पालाश)	Kg / ha	181 - 240	448	High	
Secondary Nutrient					
Av. Calcium (कॅल्शियम)	ppm	1001 - 1500	5940	High	
Av. Magnesium (मॅग्नेशियम)	ppm	501 - 750	1850	High	
Av. S. (Barium Chloride Turbidimetry) (सल्फर)	ppm	21 - 50	80	High	
Micronutrients					
Av. Fe (DTPA Extr. - AAS) (लोह)	ppm	2.01 - 4.50	2.30	Optimum	
Av. Mn (DTPA Extr. - AAS) (मँगल)	ppm	1.01 - 2.00	4.76	High	
Av. Zn (DTPA Extr. - AAS) (जस्त)	ppm	0.51 - 1.00	1.84	High	
Av. Cu (DTPA Extr. - AAS) (तांबे)	ppm	0.21 - 1.00	4.50	High	
Other parameters					
Extr. Na (NH ₄ - Ac) (सोडियम)	ppm	< 1000	888	Safe	
Boron (Hot Water) (बोरॉन)	ppm	0.3 - 0.5	0.20	Low	
Extr. HCO ₃ (बायकार्बोनेट)	ppm	180 - 250	73	Low	
Extr. Cl ⁻ (Mohr's method) (क्लोराईड)	ppm	< 100	243	Unsafe	
Low (कमी); Optimum (योग्य); High (जस्त)					
 Shejal V. P. Analyzed By		 Yadav S. A. Analyzed		 Laboratory Incharge	

MAHARASHTRA RAJYA DRAKSHA BAGAITDAR SANGH, PUNE Research & Training Center Manjri Farm Laboratory Pune - 412 307 E-mail: mrdbslab@yahoo.in					
Issued to:	Aussan Laboratories India Pvt. Ltd.	Date :	18.04.2023		
A/P:	Flat No. 302, 4th floor, Building-Achal Leela Darshan, 114/2 Baner Road, Pune-411 045	Lab. No.	90	Mob. No. 8796016868	
		Sample received in Lab			14.04.2023
		Receipt No			Manj/S/23
Identification :	Plot No. 1 Sample-1	Date	15.04.2023	[REDACTED]	
CBL treated SOIL ANALYSIS REPORT					
Parameter (Methods)	Unit	Optimum level	Analysis Value	Remark	
pH (1:2.5 water) (सामु)	--	6.51 - 7.50	7.68	Alkaline	
E.C. (1:2.5 water) (विद्युत वाहकता)	dSm ⁻¹	< 1.00	0.20	Safe	
CaCO ₃ (Titration) (पुला)	%	1.01 - 3.00	0.99	Low	
Organic carbon (Walkley & Black) (सैदीय कर्ब)	%	0.41 - 0.60	1.71	High	
Primary Nutrient					
Av. N (Alkaline KMnO ₄ method) (उपलब्ध गन्ना)	Kg / ha	281 - 420	309.12	Optimum	
NO ₃ - N (नायट्रेट - गन्ना)	ppm	10 - 20	18.66	Optimum	
Av. P (Olsens Method) (उपलब्ध स्फुरक)	Kg / ha	30.00 - 50.00	49.39	Optimum	
Av. K (NH ₄ - Ac) (उपलब्ध पालाश)	Kg / ha	181 - 240	286.72	High	
Secondary Nutrient					
Av. Calcium (कॅल्शियम)	ppm	1001 - 1500	3728	High	
Av. Magnesium (मॅग्नेशियम)	ppm	501 - 750	1412	High	
Av. S. (Barium Chloride Turbidimetry) (सल्फर)	ppm	21 - 50	110	High	
Micronutrients					
Av. Fe (DTPA Extr. - AAS) (लोह)	ppm	2.01 - 4.50	2.67	Optimum	
Av. Mn (DTPA Extr. - AAS) (मँगल)	ppm	1.01 - 2.00	4.66	High	
Av. Zn (DTPA Extr. - AAS) (जस्त)	ppm	0.51 - 1.00	0.53	Optimum	
Av. Cu (DTPA Extr. - AAS) (तांबे)	ppm	0.21 - 1.00	4.46	High	
Other parameters					
Extr. Na (NH ₄ - Ac) (सोडियम)	ppm	< 1000	450	Safe	
Boron (Hot Water) (बोरॉन)	ppm	0.3 - 0.5	0.23	Low	
Extr. HCO ₃ (बायकार्बोनेट)	ppm	180 - 250	73	Low	
Extr. Cl ⁻ (Mohr's method) (क्लोराईड)	ppm	< 100	192	Unsafe	
Low (कमी); Optimum (योग्य); High (जस्त)					
 Shejal V. P. Analyzed By		 Yadav S. A. Analyzed		 Laboratory Incharge	