


Effect of Foliar application of CropBioLife on onion crop



Effect of CBL on chlorophyll content and greenery in onion crop

Farmer Practice



CBL treatment

Farmer Practice



CBL treatment

Farmer Practice



CBL treatment



Disease incidence in onion crop

Leaf blotch disease




Leaf blight

Farmer Practice



CBL treatment



Farmer Practice

CBL treatment

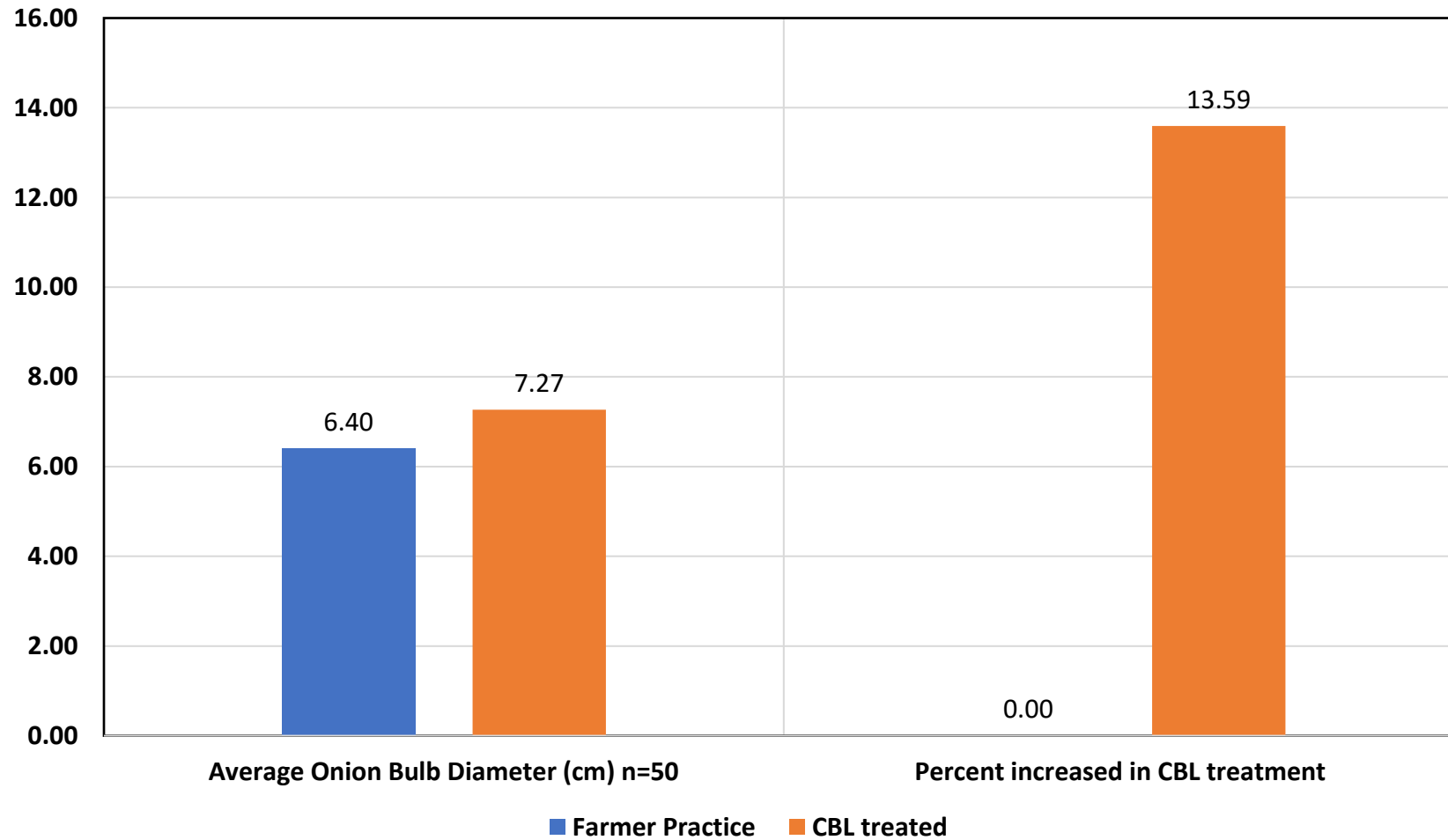


Farmer Practice

CBL treatment

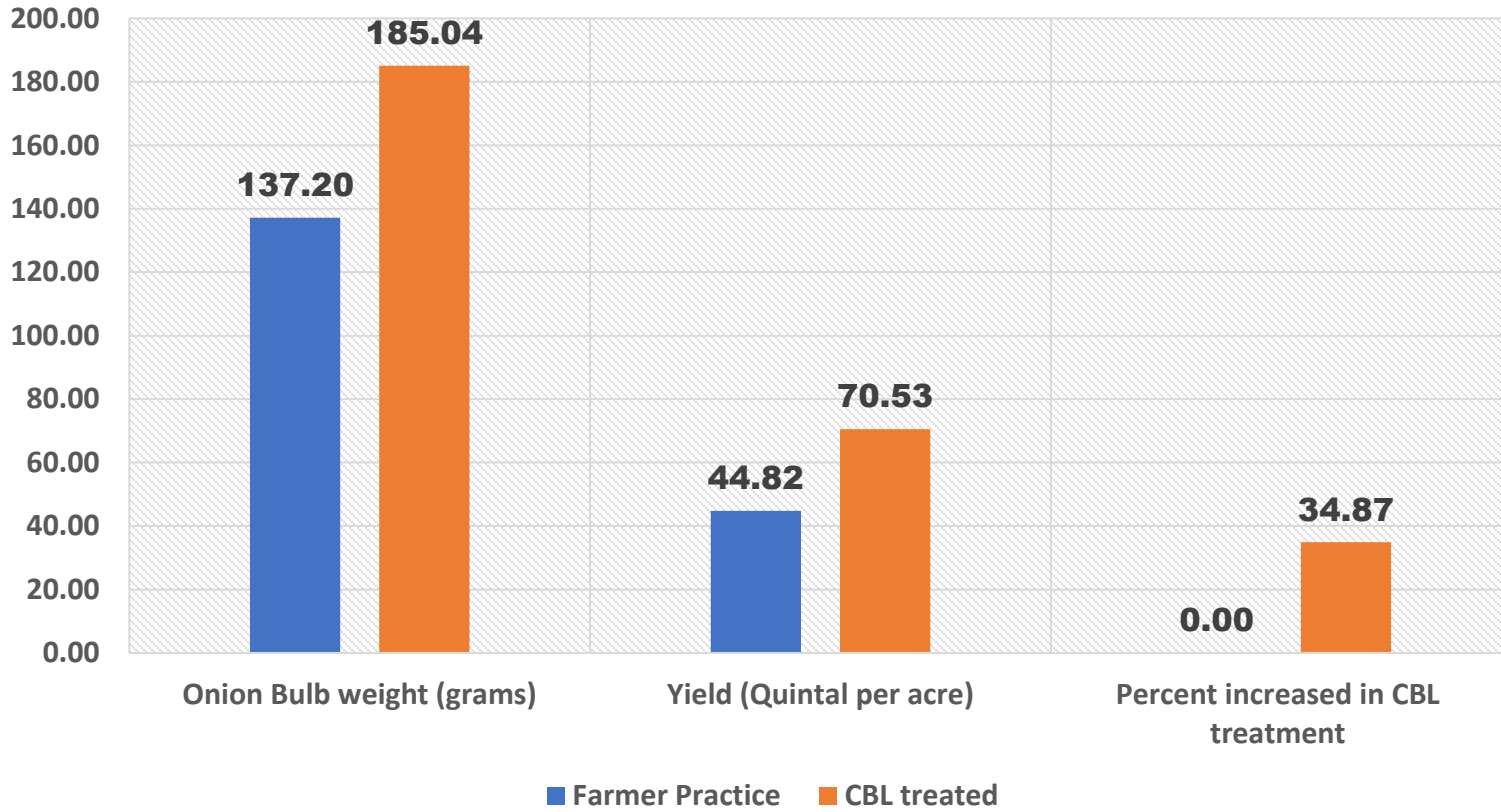


Effect of foliar application of CBL on onion bulb diameter



Treatment	Onion Bulb Diameter (cm)	Percent increased in CBL treatment
Farmer Practice	6.40	0.00
CBL treated	7.27	13.59

Effect of foliar application of CBL on onion weight and yield



Treatment	Onion Bulb weight (grams)	Yield (Quintal per acre)	Percent increased in CBL treatment
Farmer Practice	137.20	44.82	34.87
CBL treated	185.04	70.53	

Soil analysis done by mobile soil analysis instrument

Parameter	Treatment	
	Farmer Practice	CBL treated
Nitrogen (ppm)	311.87	289.22
Phosphorous (ppm)	11.49	10.03
Potassium (ppm)	146.55	142.08
Ec (dSm -1)	0.50	0.65
pH	7.18	7.47
Organic carbon %	0.48	0.61



Soil sampling done, sample sent to different DeHaat Laboratories and MRDBS soil analysis lab, Patna detailed analysis of soil NPK, micronutrients

Farmer testimonial video

